






Level 8

Orientation

Yousef E.




CONGRATULATIONS



ON FINISHING LEVEL 7!

(weeks ago)



Level 8 courses



Therapeutics

THER 425

8 Hours



Intro To Medicine

MED 435

6 Hours



Medical Imaging

MIMG 442

2 Hours



Ethics

ETHC 411

2 Hours



Clinical Skills

SKIL 402

2 Hours

- No longer blocks, all run simultaneously.
- THERA and MED are required to pass.



Therapeutics

- What is it?
- Who teaches it? Dr Mohammad Abdulmoneim Atia (+ ?)
- Example of a question:
- Marks

7. A 25-year-old man was admitted to the ER with an asthmatic attack. The man had been suffering from seasonal asthma for 1 year. On questioning, he reported that he took two aspirin tablets the previous evening for a headache. Oxygen and appropriate therapy were instituted, and later he was discharged from the hospital. In the treatment of his acute attack, the initial management should start with

A. Montelukast and Salbutamol

B. Formoterol

C. Salmeterol

D. Tiotropium

Previous Batch	Our Batch	Your Batch
Mid 1 = 30 Marks	Mid 1 = 30 Marks Case 1 = 10 Marks	??
Mid 2 = 30 Marks	Mid 2 = 20 Marks Case 2 = 10 Marks	??
Final = 40 Marks	Final = 40 Marks	??



Question: What do I do?

Lectures > Slides

(Both are very long)
You need to start studying very early!!

Videos: 

Dr. Fouda (YT)
Sketchy Pharma

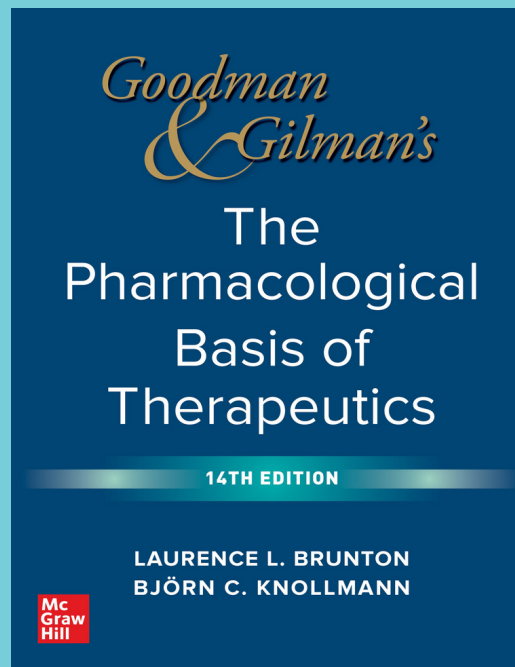
Practice: ?

Student files

Amboss

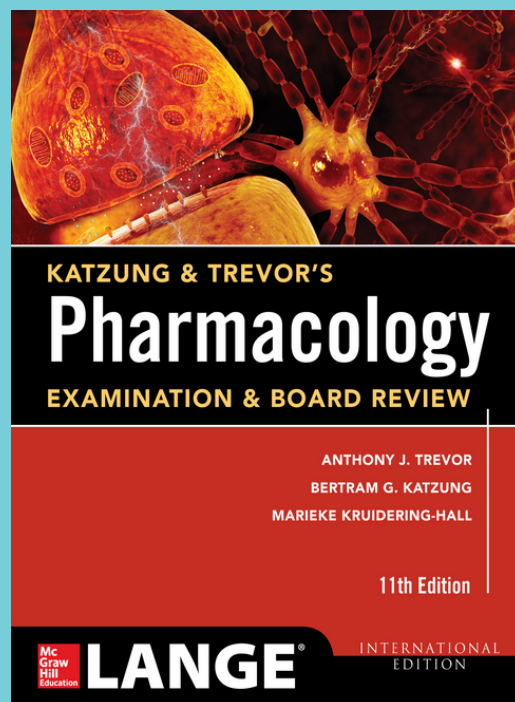
Nawaf's Anki (if you like active recall)

Goodman and Gilman's
The Pharmacological
Basis of Therapeutics



Not officially

Katzung & Trevor's
Pharmacology
Examination and Board
Review



Books Drive

Telegram:

Summaries of batch 181 ⚡

Batch 191 🤖

Medaphilic 🧠 (Mindmaps).

The Sharepoint

Thera Videos for Nawaf (includes all sketchy + anki).

Clinical examination videos [192]

Other Important links

Dr Fouda

Geeky Medics

Intro to Medicine

- **What is it?**
- **Who teaches it?** Dr. Nada Hassan, Dr. Ahmad Khan, Dr. Israa, (many, including surgery)
- **Example of a question:**
- **Marks**

In assessment of splenomegaly, which of the following clinical signs may be noted?

A. Vertical enlargement extending to left iliac fossa

B. Positive on ballotement

C. Finding resonance on percussion

D. Inability to palpate the upper lobe of the spleen

Distribution
Mid 1 = 20 Marks
Mid 2 = 20 Marks
Assignment = 10 Marks
OSCE FINAL = 50 Marks (divided into 2 OSCE stations)

One of which will be mostly surgery topics



For Theory.

Medicine part


- Very messy slides, hard to study and understand alone, many videos with no explanation of what is being shown.

I recommend taking notes during the lectures of what the doctor says and then consult the book for specifically those parts

Surgery part

- Much more straight forward, whatever the doctor says is what will come.
- Trust the doctor more than the book.

For OSCE



+ Memorize history schema

**PRACTICE every day
with your friends until
you're completely
proficient**

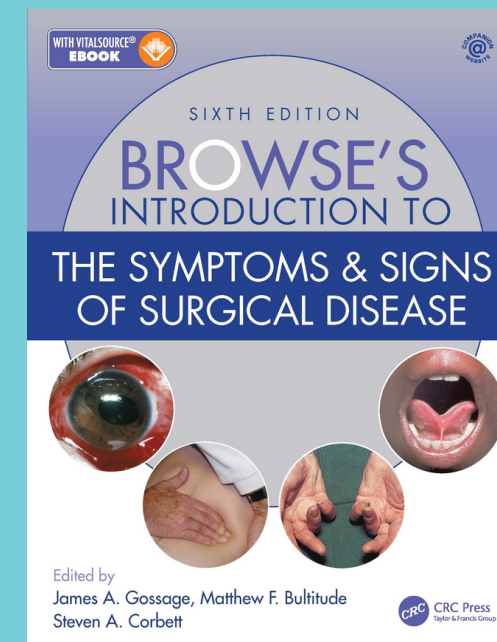
For Medicine

Macleod's Clinical Examination



For Surgery

Browse's Introduction to the Symptoms & Signs of Surgical Disease



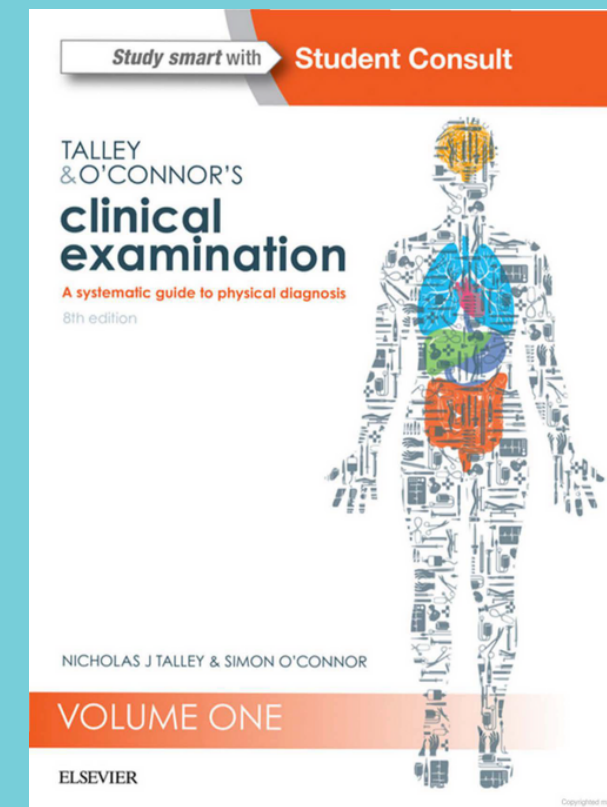
(amboss possibly)

For Medicine

EXTRA

**Talley and O'Connor's
Clinical Examination**

**Not required reading for our level but
incredibly useful if you want to study
specific important chapters.
(I would recommend CNS chapters
especially cranial nerves)**



Medical Imaging


- What is it?
- Who teaches it? Dr. Yassir Salih
- Example of a question:
- Marks

Bamboo spine is a feature of which of the following?

- a) Ankylosing spondylitis
- b) SLE
- c) Juvenile arthritis
- d) Rheumatoid arthritis

Distribution
Mid 1 = 20 Marks
Mid 2 = 20 Marks
OSPE = 20 Marks
Final = 40 Marks

NB. a previous batch had images on their exam, for us that was the case for only 1 question in the final.



Attend every lecture


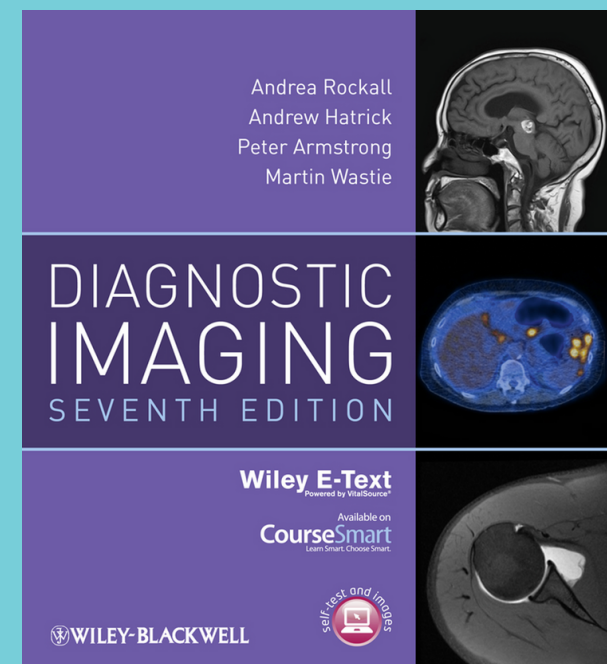
The slides can be long

Because the subject seems easy, it's very easy to ignore it for later, so at the very least make sure you understand every lecture 100% during the time you take it, because you might not revise it right away (but if you do it's better).

ALSO focus on what doctor says during tutorials

Doctor Yassir
Likes Amboss,
you should know
this by now!

Diagnostic Imaging



Ethics

- What is it?
- Who teaches it? Dr. Amal Rayan
- Example of a question:
- Marks

٢٥- من الواجبات تجاه المؤسسة المحافظة على الممتلكات المؤسسة وادواتها واستخدامها الاستخدام الامثل كما يحافظ الشخص على ممتلكاته الخاصة لانها :

A: اسلوب شائع في الترقى:

B: تعتبر نوع من انواع الامانه:

C: ملك خاص للمؤسسة:


D: ليست من أنظمة المؤسسة:

Distribution

Mid 1 = 30 Marks

Mid 2 = 30 Marks

Final = 40 Marks



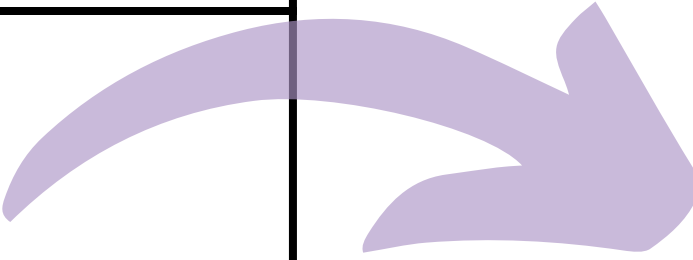
Clinical Skills


- What is it?
- Who teaches it?
- Example of a question:
- Marks

Name of instrument
Name 1 indication



Distribution
OSCE 1 = 30 Marks
Assignment = 10 Marks
OSPE = 10 Marks OSCE 2 = 30 Marks

 SAME day



2 things to do

1. Practice

2. Practice (The checklists)

كلية الطب
COLLEGE OF MEDICINE

جامعة المعرفة
ALMAAREFA UNIVERSITY

URINARY CATHETERIZATION CHECKLIST (FEMALE)

1. Check your patient name.
2. Identify yourself to the patient.
3. Explain the procedure and position the patient. *I will insert a tube into your urethra reaching the bladder, allowing your urine to drain freely*
4. Check the presence of sterile equipment. *dorsal recumbent position.*
5. Wash your hands and wear sterile gloves.
6. *تفحص بالون الكاتتر*
Test the balloon of the catheter then connect the catheter to the urine bag. *لا قبل ما اضعها من الكيس وهي داخل*
7. Sterile drapes.
8. Female insertion
3 مرات
Dorsal recumbent position (supine with the knee flexed)
 - a. Expose the meatus with the non-dominant hand.
 - b. Clean using forceps and sterile cotton from the front to the back.
 - c. Ask the patient to bear down. *مرتين*
 - d. Insert 2.5 -5 cm of catheter after lubrication with sterile lubricant until urine is out then advance the catheter another 2.5 cm. *ادخل شوية بس*
 - e. Fix the catheter balloon with 10 cc of sterile water. *10 ملين*
9. Check fixation of the catheter then fix to the thigh to keep it not so stretched.
10. Keep the urine bag at a level below the bladder.
11. Thank the patient. *اذا ابني اشيل اخذه الموجه اليه فاعطها لها*

GEEKY MEDICS

OSCE GUIDES ▾ OSCE STATIONS OSCE BOOK NOTES ▾ UKMLA



Books Drive

Telegram:

Summaries of batch 181 ⚡

Batch 191 🤖

Medaphilic 🧠 (Mindmaps).

The Sharepoint

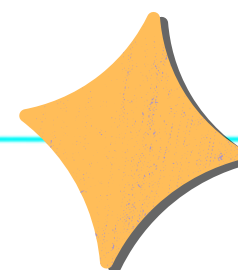


Thera Videos for Nawaf (includes all sketchy + anki).

Clinical examination videos [192]

Other Important links

Dr Fouda

Geeky Medics



Questions?

